

180 Years of atmospheric CO₂ Gas Analysis by Chemical Methods

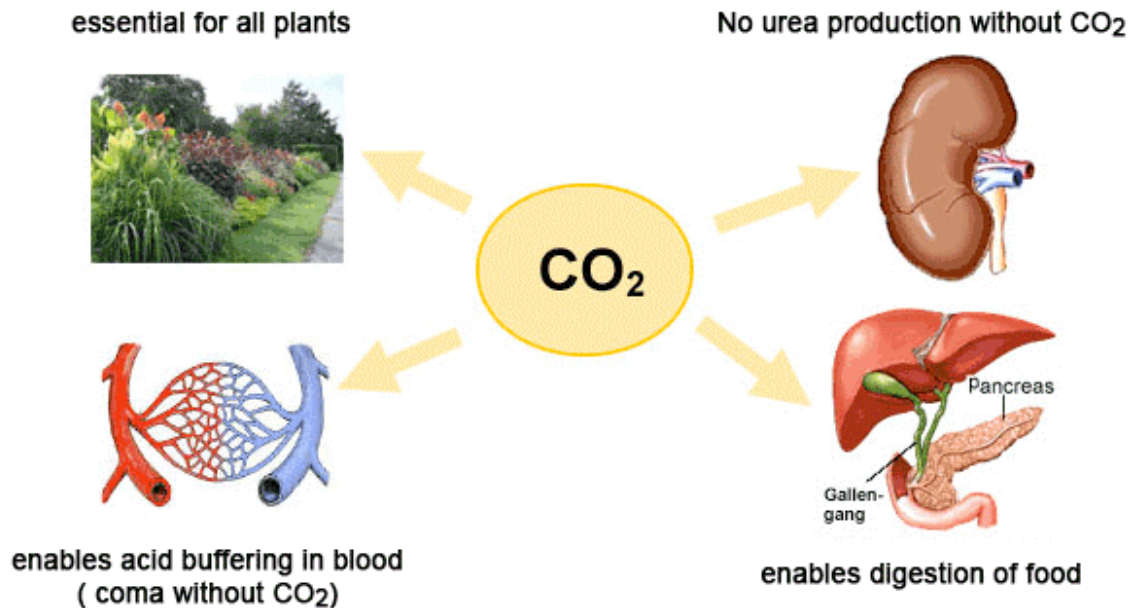
StD Ernst-Georg Beck Dipl. Biol.; ENERGY & ENVIRONMENT; VOLUME 18 No. 2, 2007

The Greatest Scandal in Modern History of Science

7 essential findings of the study in pictures:

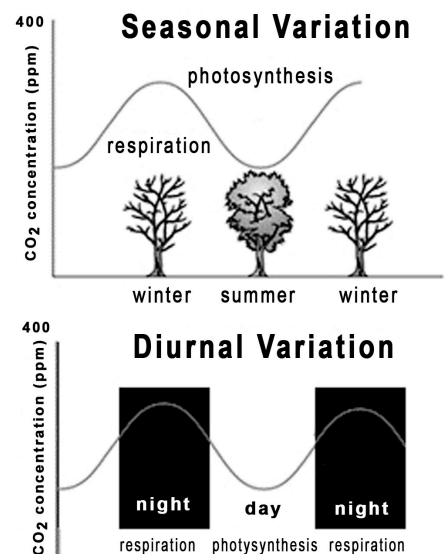
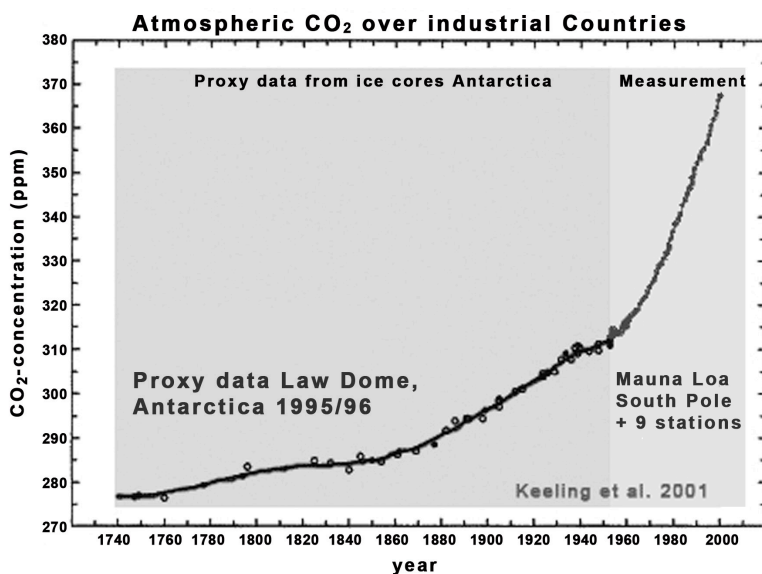
Copyright E&E 2007 and egb; all rights reserved

1. CO₂ is an essential, natural substance for man, all animals and plants.



@egb2007

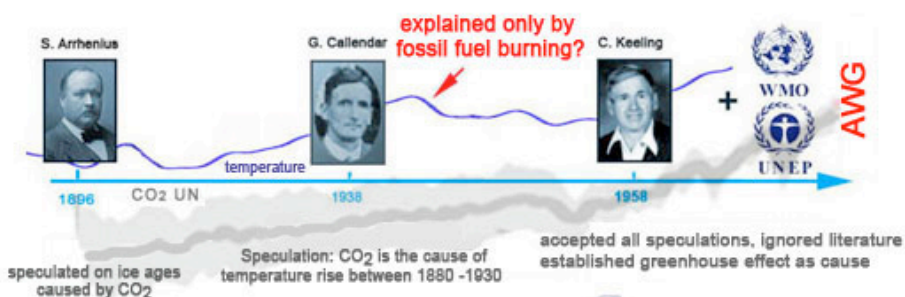
2. Climate science (UN) “permits” only the following variations in CO₂ content of air. The left picture is erroneous.




3. There is no need to invent an AGW (greenhouse effect by man) for explaining warmth in 20th century.

The CO₂ Swindle

History of a Scientific Heresy



History of Modern Natural Sciences especially CO₂ Gas Analysis



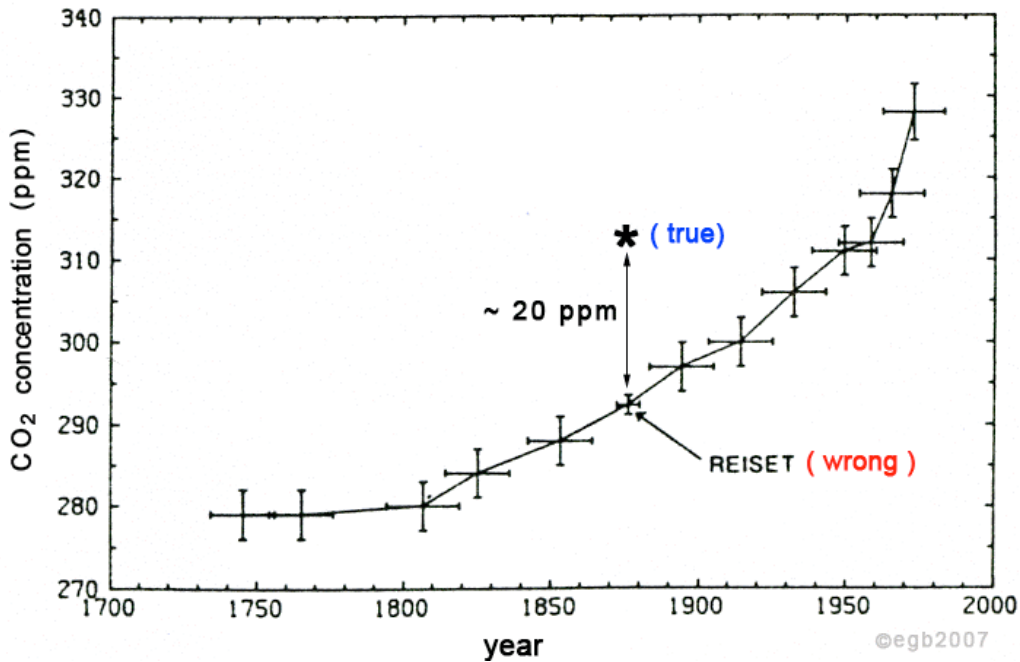
4. The study is able to prove that responsible scientists Callendar and Keeling ignored scientific literature.

Year	Authors	Cited authors and papers with data			Notes
		Total	19 th c.	20 th c.	
1900	Letts and Blake [14]	252	252	-	only 19th century (+)
1912	Benedict [15]	137	137	-	+; focus on O ₂ -determination
1940	Callendar [16]	13	7	6	cited Letts&Blake and Benedict
1951	Effenberger [17]	56	32	24	cited Duerst ¹ , Misra ¹ and Kreutz ¹
1952	Stepanova [18]	229	130	99	citation as Effenberger
1956	Slocum [19]	33	22	11	cited Duerst and Kreutz
1958	Callendar [20]	30	18	12	no citing of Duerst, Kreutz and Misra
1958	Bray [21]	49	20	19	cited most important through the centuries
1986	Fraser [22]	6	6	-	+, same as Callendar
1986	Keeling [23]	18	18	-	+, same as Callendar;
2006	Beck [this study]	156	82	74	only chemical determination until 1961

Bibliographies and citation of papers

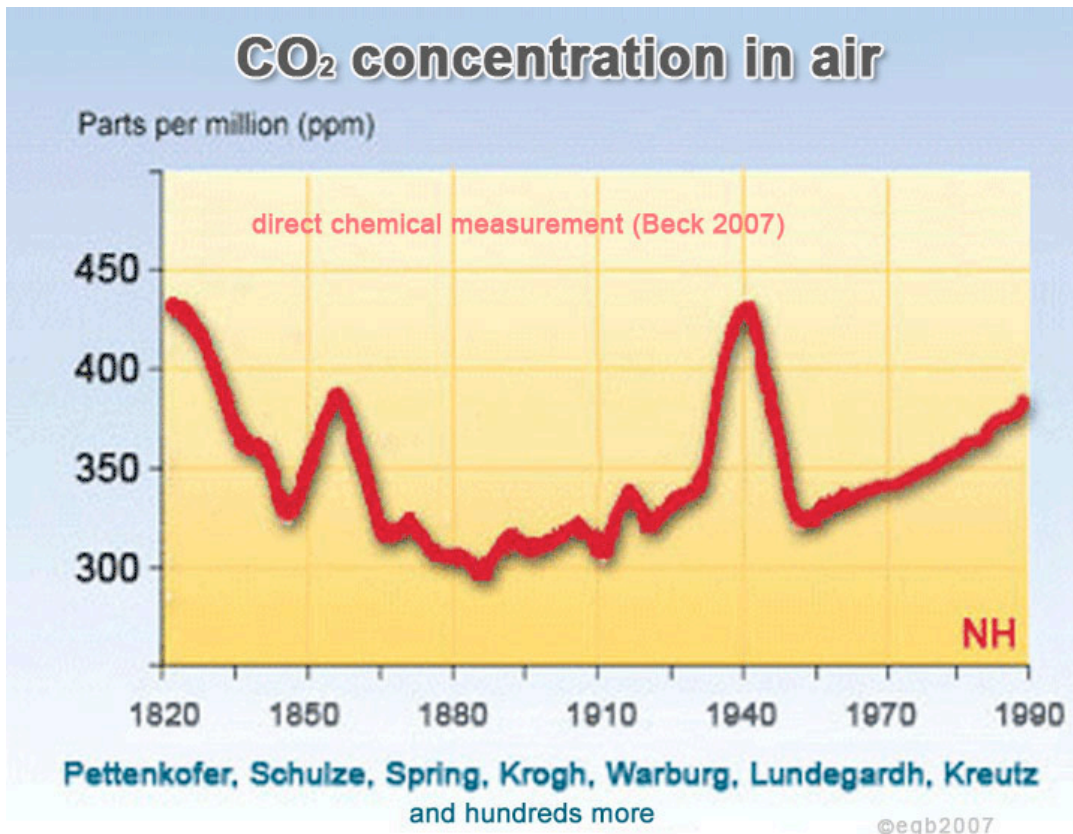
5. The study is able to prove that the responsible scientists Callendar and Keeling praised wrong historic data as true.

Keelings „fuel line“ praising Reiset's data 1882 as most accurate



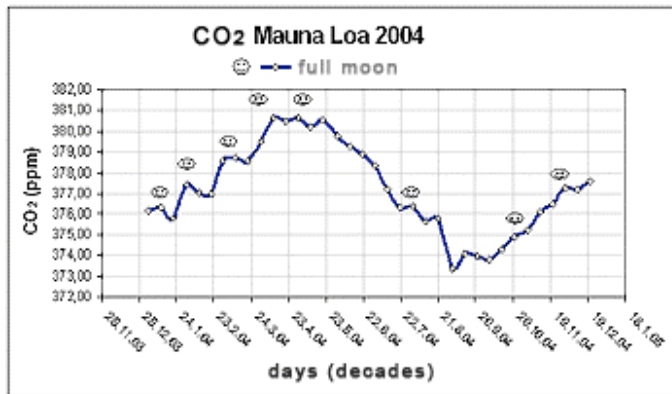
Callendar and Keeling praised 3 scientific papers out of 380 as accurate, the rest as being wrong, and 2 praised as the most accurate were erroneous!

6. UN published a distorted view of history of natural science and postulated that there were no accurate measurements prior to 1958. This study is able to prove that there are more than 90 000 direct accurate measurements of CO₂ used to reconstruct the real CO₂ contour over the last 200 years.

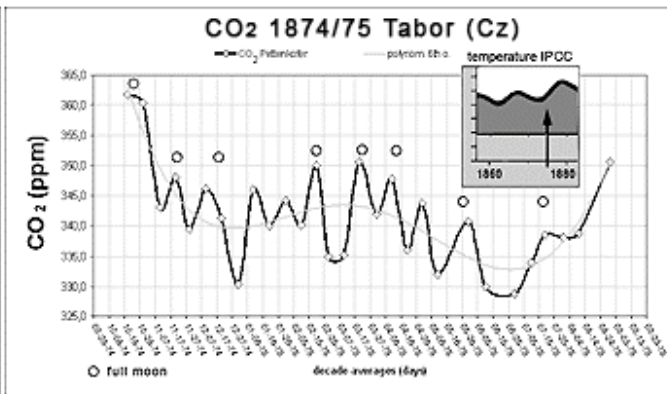


CO₂ fluctuates following climate and in former times there are much higher concentrations compared to today (e.g. around 1820, 1857 and 1942). The assertion of UN of a pre-industrial CO₂ concentration of 294 ppm is wrong. In **19th century average CO₂ concentration was 341 ppm compared to modern 380 ppm.** (ppm = Parts per Million)

7. CO₂ amount in air varies monthly with lunar phases as ocean tides.



modern



historic

● = full moon

©egb2007

Conclusions:

- CO₂ follows climate
- CO₂ was also high in former times
- CO₂ is not responsible for current warming
- Ice core records used by UN are not sensible enough to resolve short-time CO₂ variations

To be done:

- CO₂ reconstructions from ice core records have to be revised
- Carbon flux models have to be revised for “fast” CO₂ emission out of oceans

Ernst-Georg Beck
 Merian-Schule Freiburg
 Dep. Biotechnology and Nutrition Science
 79104 Freiburg
 Rheinstr. 3
 Germany